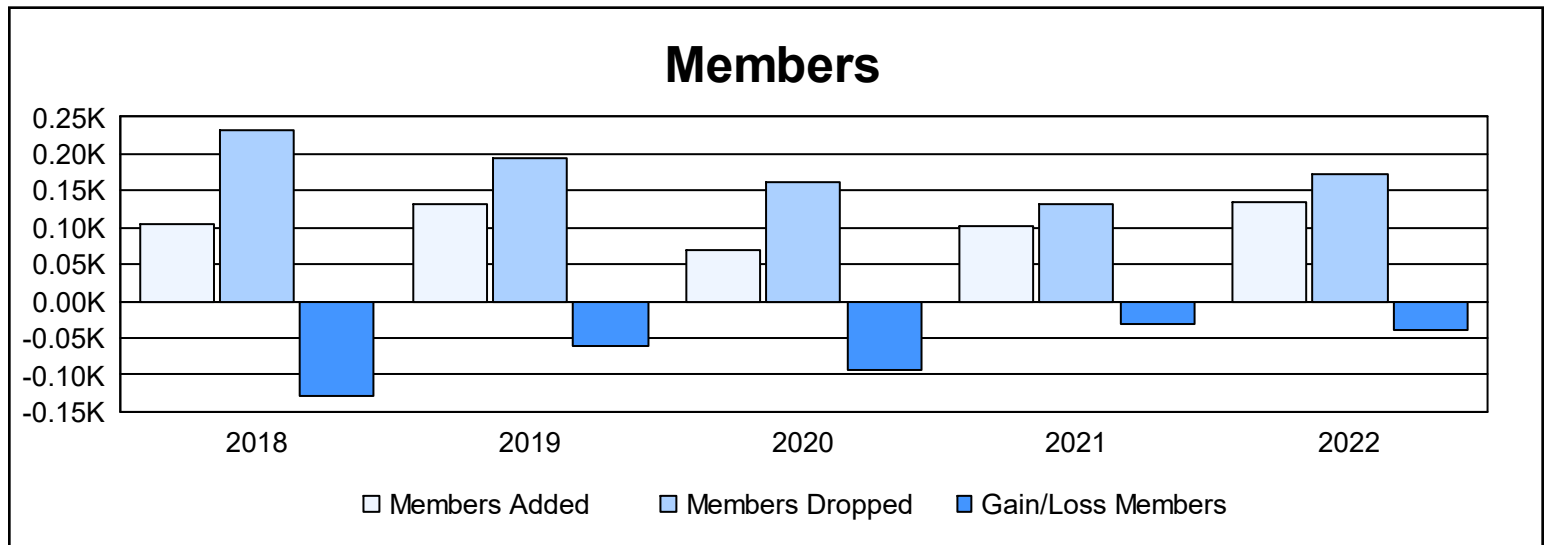
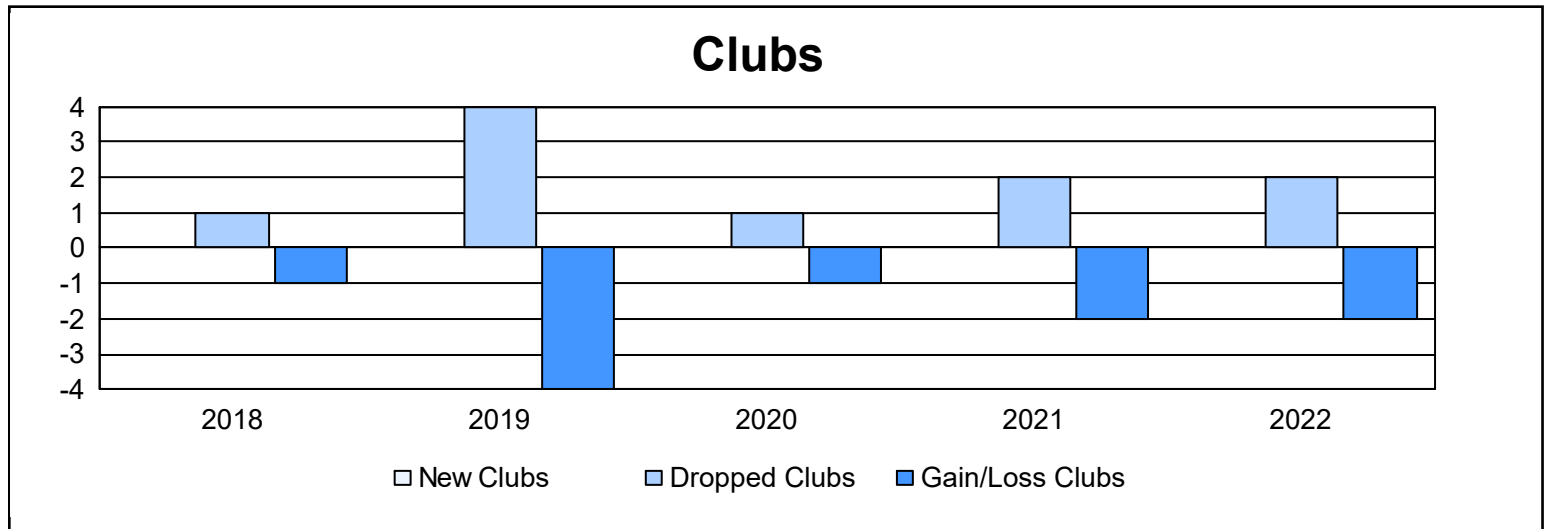
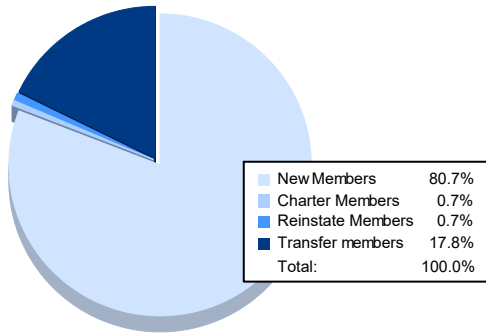


Year	New Clubs	Dropped Clubs	Gain/ Loss Clubs	New Members	Charter Members	Reinstate Members	Transfer Members	Total Member Added	Total Members Dropped	Gain/ Loss Members
2017-2018	0	1	-1	98	0	1	5	104	232	-128
2018-2019	0	4	-4	111	3	8	10	132	193	-61
2019-2020	0	1	-1	66	0	3	1	70	163	-93
2020-2021	0	2	-2	76	1	19	6	102	133	-31
2021-2022	0	2	-2	109	1	1	24	135	173	-38
<b>Average</b>	<b>0</b>	<b>2</b>	<b>-2</b>	<b>92</b>	<b>1</b>	<b>6</b>	<b>9</b>	<b>109</b>	<b>179</b>	<b>-70</b>



### Membership Composition June 2022 Cumulative



### Gender Composition June 2022 Cumulative

